

Mini Canadian Flag



Cross Stitch Design by Tereena Clarke.

Completed Size = 80w X 40h Stitches

14 Count, 6w X 3h inches

16 Count, 5w X 2.5h inches

18 Count, 4.5w X 2.5h inches

Uses 2 DMC cotton colours. Only full cross stitches are used in this pattern.

Pattern Instructions

* This pattern can be worked on any fabric type, colour or count you prefer. To work out the size of the finished article, take the number of stitches wide and high and divide it by the count of your fabric (e.14,16,18 count Aida etc) to get the size in inches. Times it by 2.5 to get centimetres. We have the sizes in inches shown on the previous page. Also leave at least a few inches of fabric around each side of the design to assist in framing. The higher the fabric count the smaller the completed project will be.

* To put the pattern together look in the top and bottom corners. The page numbers in brackets show which page number it joins up to. Page 1 always starts at the top left hand side of the pattern.

* You should begin at the centre of the pattern. To find the centre of the pattern it is just a matter of laying the pattern out and locating the arrows at the top and left hand side of the patterns, they are determined by dividing the stitch numbers wide and high in half. Where the two points meet in the middle, that is the centre.

* The easiest way to stitch this pattern, as it has multiple pages, is to stitch one page at a time.

* We suggest using two strands of floss for each stitch and one strand for backstitching if the pattern calls for it.


We hope you enjoy stitching our pattern.


Thanks and Best Wishes
Tereena Clarke

Artecy Cross Stitch
Po Box 3474
Tuggerah, NSW 2259
Australia

Website: www.artecy.com
Email: artecy@artecy.com or sls@comcen.com.au





* Patterns are strictly for personal use only. It is against our copyright to make kits for sale from our designs or to sell, copy or redistribute this pattern in any form. You may not upload our patterns to any internet forums or groups or any other website.





Pattern Name: Mini Canadian Flag
Designed By: Tereena Clarke
Company: Artecy Cross Stitch
Copyright: Copyright Artecy Cross Stitch. All rights Reserved.
Fabric: Aida 14, White
80w X 40h Stitches
Size(s): 14 Count, 5-5/8w X 2-3/4h in
16 Count, 5w X 2-1/2h in
18 Count, 4-3/8w X 2-1/8h in

Floss Used for Full Stitches:

Symbol	Strands	Type	Number	Color
 	2	DMC	3801	Christmas Red-LT
 	2	DMC	3865	Winter White

Usage Summary

Strands Per Skein: 6

Skein Length: 313.0 in

Type	Number	Full	Half	Quarter	Petite	Back(in)	Str(in)	Spec(in)	French	Bead	Skein Est.
<input checked="" type="checkbox"/> DMC	3801	2023	0	0	0	0.0	0.0	0.0	0	0	1.000
<input type="checkbox"/> DMC	3865	1177	0	0	0	0.0	0.0	0.0	0	0	1.000